

ASSIGNMENT SCREEN ONE

LiveText Monday, February 13, 2012

Dashboard Courses Documents Reviews Forms Community ExhibitCenter Tools Admin

Student Video Tutorials

- About
- Basic Navigations
- How-Tos
- Start an Assignment
- Submit an Assignment
- View Assignment Submission Assessments

Active Assignments | Active Documents

ELE-4454-TXPA - Section T01-ELE-4454-TXPA-12/SP

ELE 4454 Resource File Assignment	06.03.2012
View template(s) and details	Submit Assignment
ELE 4454 Student Accountability Plan Assignment	Assessment Published
View details	View Assessment
Final Internship Development Plan	06.03.2012
View template(s) and details	
First Internship Development Plan	Assessment Published
View details	View Assessment
Mid-Point Internship Development Plan	06.03.2012
View template(s) and details	Submit Assignment

[View All ELE-4454-TXPA - Section T01-ELE-4454-TXPA-12/SP Assignments](#)

ELE-4474-TZPA - Section T01-ELE-4474-TZPA-12/SP

ELE 4474 Portfolio	06.03.2012
View template(s) and details	Submit Assignment

12/SP [View Other Terms](#)

Courses

- [ELE-4454-TXPA - T01-ELE-4454-TXPA-12/SP](#)
- [ELE-4474-TZPA - T01-ELE-4474-TZPA-12/SP](#)

Quick Links

- [Groups](#)
- [Visitor Passes](#)
- [File Manager](#)

Customer Service


- [Student FAQ](#)
- support@livetext.com

This is the **Dashboard**. You can see all your course assignments from this location. **Forms** are found under the **Forms** tab unless they are built into a specific assignment.

To begin:

Click the **View template(s) and details** link to create a template for an assignment.

WARNING: This link should only be clicked once and once only for the entire course. If you keep clicking it blank templates will continually be made which can cause your assignment not to be graded.



ASSIGNMENT SCREEN TWO

LiveText Monday, February 13, 2012

Dashboard Courses Documents Reviews Forms Community ExhibitCenter Tools Admin

Courses Main Page > ELE-4454-TXPA - T01-ELE-4454-TXPA-12/SP > ELE-4454-TXPA - T01-ELE-4454-TXPA-12/SP Assignments

Mid-Point Internship Development Plan

12/SP [View Other Terms](#)

Courses

- [ELE-4454-TXPA - T01-ELE-4454-TXPA-12/SP](#)
- [ELE-4474-TZPA - T01-ELE-4474-TZPA-12/SP](#)

Quick Links

- [Groups](#)
- [Visitor Passes](#)
- [File Manager](#)

Customer Service

- [Student FAQ](#)
- support@livetext.com

support@livetext.com

Assignment Details Latest Submission

Assignment Description

Title	Mid-Point Internship Development Plan
Description	
Date Assigned	November 16, 2011. 10:46 AM
Due Date	June 3, 2012. 11:00 PM

Assignment Templates


Selected Template(s) Mid-Point Internship UG-ALTA Student Dispositions Development Plan C1 - [View](#) | [Use This Template](#)

Outcomes & Standards

Selected Outcomes & Standards [Click to view the 21 outcomes/standards](#)

© 1997-2012 LiveText, Inc. All rights reserved.

100%



On this screen choose the Use This Template link.

ASSIGNMENT SCREEN THREE

by Troy University College of Education

ELE 4454 Resource File C1 Assignment

Document View Edit Properties Manage Pages Show Properties

TROY UNIVERSITY

Send for Review Share Copy Print Export Apply Style Save as Template Submit Assignment

Table of Contents


- HOW TO SUBMIT AN ASSIGNMENT TO YOUR INSTRUCTOR FOR A GRADE
- ASSIGNMENT INSTRUCTIONS
- ATTACH ASSIGNMENT HERE
- COPY OF THE RUBRIC USED TO EVALUATE THIS ASSIGNMENT

HOW TO SUBMIT AN ASSIGNMENT TO YOUR INSTRUCTOR FOR A GRADE

Next Page Manage Sections

Section One: How to Submit your Assignment to the Instructor for a Grade

Edit



1. Students you will need to download a Flash Player to view this tutorial. Use this URL to get the Flash Player <http://get.adobe.com/flashplayer/>
2. This tutorial covers several ways to submit your assignment to your instructor. c1.livetext.com/c1_help/for_students/flash_submit_assignment.html

ASSIGNMENT INSTRUCTIONS

Previous Page Next Page Manage Sections

100%

The template for your specific assignment will appear.

Scroll down to view the various sections in your template.

ASSIGNMENT INSTRUCTIONS

[◀ Previous Page](#)[Next Page ▶](#)[Manage Sections](#)[✎ Edit](#)

Assignment Instructions

You are to create in Live Text a Resource File which contains artifacts demonstrating knowledge of the following Alabama Quality Teaching Standards: 290-3-3-.04: (5)(c)2.(i)(CF3,5,6); (5)(c)2.(ii)(CF 3,5,6); (5)(c)2.(iii)(CF 4); (5)(c)4.(ii)(CF 4,9); (5)(c)5.(i)(CF 2,7,10).

Specifics: Complete a Resource File in Live Text to include the following:

1. With regard to (5)(c)2.(i)

*Obtain 5 artifacts of professional literature, particularly resources that relate to your teaching field. For each of the 5 artifacts type your reflection on the first 2 pages, 12 inch font double spaced, and attach your artifacts.

*Directions for Reflection:

Provide an overview of each artifact;

Describe how the artifact will be useful to you as a teacher; be specific; and,

List the Troy course(s) that included the theory/best practices that were featured in each artifact.

2. With regard to (5)(c)2.(ii)

*Complete on LiveText a description of steps you would take to locate professional opportunities in your teaching field for each of the following: job embedded learning, district and state sponsored workshops, university offerings, and online and distance learning.

* List 2 opportunities for each of the 4 in-service sources and provide 3 reasons how each in-service would improve your instruction.

3. With regard to (5) (c)2.(iii)

* Write an essay in LiveText in which Part I describes 5 processes and 5 skills associated with peer coaching and mentoring. Include a bibliography of resources.

*Part II of your essay should describe 5 ways in which you can use these resources and skills during your internship and first year of teaching.

This next section outlines the assignment instructions.

Each assignment is different.

ATTACH ASSIGNMENT HERE

◀ Previous Page

Next Page ▶

Manage Sections

Five artifacts from professional literature (5)(c)2.(i)



Attach reflections to this section.

Locating professional opportunities in your field (5)(c)2.(ii)



Attach assignment in this section

Peer coaching and mentoring essay (5) (c)2.(iii)



Attach essay in this section.

Interview re: Individual and organizational change (5)(c)4.(ii)



Attach assignment in this section

Ethics and Dispositions Essay (5)(c)5.(i)



Attach your essay in this section

Policy and Procedures Overview (5)(c)6.(iii)(CF1,2,3,4,5,6,7,8,9,10)



Attach your assignment in this section

This section provides an area to upload your work as an attachment.

Again each assignment will be different.

COPY OF THE RUBRIC USED TO EVALUATE THIS ASSIGNMENT

Previous Page

Manage Sections

Edit

Evaluation Rubric

4454 Resource File

	Exceptional (4 pts)	Proficient (3 pts)	Basic (2 pts)	Unacceptable (1 pt)
Assignments 1-3 Quantity of Resources	All resources are present. Resources are directly related to the standard.	Most of the resources are present. Many of resources are directly related to the standard.	Few of the resources are present. Few of the resources are related to the standard.	None of the resources are present. None of the resources are related to the standard.
Assignments 1-3 Quality of Resources AL-AQT-2007.5.c.2 AL-AQT-2007.5.c.2.1 AL-AQT-2007.5.c.2.2 AL-AQT-2007.5.c.2.3 AL-TROY-COE-CF.3 AL-TROY-COE-CF.4 AL-TROY-COE-CF.5 AL-TROY-COE-CF.6	All resources meet the following requirements: from an authority in the discipline; is current in content; is accurate.	Most resources meet the following requirements: from an authority in the discipline; is current in content; is accurate.	Few resources meet the following requirements: from an authority in the discipline; is current in content; is accurate.	None resources meet the following requirements: from an authority in the discipline; is current in content; is accurate.
Assignments 1-3 Content Comprehensio	Shows a full understanding of all resource content.	Shows a good understanding of parts of the majority of the resource content.	Shows an understanding of some of the resource content.	Shows no understanding of the resource content.
Assignments 1-3 Mechanics	Does not contain spelling or grammatical errors.	Contains few spelling or grammatical errors.	Contains many spelling or grammatical errors.	Spelling and grammar are unacceptable.
Assignment 4 Quantity of Resources	All resources are present. Resources are directly related to the standard	Most of the resources are present. Many of resources are directly related to the standard.	Few of the resources are present. Few of the resources are related to the standard.	None of the resources are present. None of the resources are related to the standard.
Assignment 4 Quality of Resources AL-AQT-2007.5.c.4	All resources meet the following requirements: from an authority in the discipline;	Most resources meet the following requirements: from an authority in the discipline;	Few resources meet the following requirements: from an authority in the discipline;	None resources meet the following requirements: from an authority in the discipline;

The final section will include a copy of the grading rubric that will be used to evaluate your work.

ATTACHING YOUR WORK

ATTACH ASSIGNMENT HERE

◀ Previous Page

Manage Sections

Five artifacts from professional literature (5)(c)2.(i)

Attach reflections to this section.

Locating professional opportunities in your field (5)(c)2.(ii)

Edit

Edit

To attach your work click the Edit button located to the right side of the screen within the ATTACH ASSIGNMENT HERE section of the template.

Section artifacts from professional literature (5)(c)2.(i)

Section Editor Insert Insert File Attachment

Section Editor

Save Changes Cancel Save & Finish

Section Title Five artifacts from professional literature (5)(c)2.(i)

Format Font Size Bold Italic Underline abc x₂ x² A₁ A₂ Bulleted List Numbered List Indent Decrease Indent Increase Decrease Increase Undo Redo Refresh Print

Source Asc

Attach reflections to this section.

If you need to type anything into the assignment section you may type it in this section. To access the file attachment area, click the File Attachment tab.

Section: Five artifacts from professional literature (5)(c)2.(i)

Section Editor | Insert Image | File Attachment

Insert File Attachment(s)

Inserted File(s)

[+ Upload New File](#)

Current Label: uncategorized

Showing 1-20 of 1880

File Name	File Type	Size	Actions
01_LiveText_for_Interns_Movie.wmv	video/ms-asf	164937888	Jan 19 + Add Download
10T1_Addictions_Subs_Self_Assessment.xls	application/vnd.ms-excel	23552	10/18/10 + Add Download
10T1_Addictions_Subs_Self_Assessment.xls	application/vnd.ms-excel	24064	10/21/10 + Add Download
10T1_Clinical_Mental_Self_Assessment.xls	application/vnd.ms-excel	37888	10/18/10 + Add Download
10T1_Clinical_Mental_Self_Assessment.xls	application/vnd.ms-excel	39424	10/21/10 + Add Download
10T1_Community_Couns_Assessment_Form.xls	application/vnd.ms-excel	34304	10/18/10 + Add Download
10T1_Community_Couns_Assessment_Form.xls	application/vnd.ms-excel	36864	10/21/10 + Add Download
10T1_CP_6600_Demographic_Form.xls	application/vnd.ms-excel	28672	10/18/10 + Add Download
10T1_CP_6600_Demographic_Form.xls	application/vnd.ms-excel	30720	10/21/10 + Add Download
10T1_CP_6649_Demographic_Form.xls	application/vnd.ms-excel	26624	10/18/10 + Add Download
10T1_CP_6649_Demographic_Form.xls	application/vnd.ms-excel	27648	10/21/10 + Add Download
10T1_CP_6651_Case_St...cacy_Dimensions_.xls	application/vnd.ms-excel	46080	10/21/10 + Add Download
10T1_CP_6651_Demographic_Form.xls	application/vnd.ms-excel	24064	10/18/10 + Add Download
10T1_CP_6651_Demographic_Form.xls	application/vnd.ms-excel	27648	10/21/10 + Add Download

Notice that you may upload a new file from your computer or simply add a file you have already previously loaded to LiveText.

To upload a new file click the Upload New File button.

Document: ELE 4454 Resource File C1 Assignment Page: ATTACH ASSIGNMENT HERE

Section: Five artifacts from professional literature (5)(c)2.(i)

Section Editor | Insert Image | File Attachment

Insert File Attachment(s)

Inserted File(s)

Browse your computer to upload:

[Browse...](#)

[Browse from File Manager](#)

[Save Changes](#) [Save & Finish](#)

Click the Browse button to locate the file on your computer/thumb drive device. Click the file and then open. Your file will appear. Click the Save & Finish button to return to the main document.

SENDING YOUR ASSIGNMENT TO THE INSTRUCTOR FOR GRADING

ELE 4454 Resource File C1 Assignment

by Troy University College of Education

Document View Edit Properties Manage Pages

Show Properties

TROY UNIVERSITY

Send for Review Share Copy Print Export Apply Style Save as Template Submit Assignment

Table of Contents

- HOW TO SUBMIT AN ASSIGNMENT TO YOUR INSTRUCTOR FOR A GRADE
- ASSIGNMENT INSTRUCTIONS
- ATTACH ASSIGNMENT HERE
- COPY OF THE RUBRIC USED TO EVALUATE THIS ASSIGNMENT

HOW TO SUBMIT AN ASSIGNMENT TO YOUR INSTRUCTOR FOR A GRADE

Next Page Manage Sections

Edit

Section One: How to Submit your Assignment to the Instructor for a Grade



1. Students you will need to download a Flash Player to view this tutorial. Use this URL to get the Flash Player <http://get.adobe.com/flashplayer/>
2. This tutorial covers several ways to submit your assignment to your instructor. c1.livetext.com/c1_help/for_students/flash_submit_assignment.html

When you have attached all of your assignment documents scroll up and click the Submit Assignment button at the top of the template.





ELE 4454 Resource File C1 Assignment

Choose an Assignment for Submission

Select a term for the assignment you wish to submit.




Term: 12/SP ▾

Select an assignment for the submission.



Course Code	Assignment Name
ELE-4454-TXPA	
<input type="radio"/>	 ELE 4454 Resource File Assignment
<input type="radio"/>	 Final Internship Development Plan
<input type="radio"/>	 Mid-Point Internship Development Plan
ELE-4474-TZPA	
<input type="radio"/>	 ELE 4474 Portfolio

A list of all the assignments you have should appear on the next screen. BE VERY SURE that you choose the correct assignment from the listing.

QUICK LINKS

-  [Groups](#)
-  [Visitor Passes](#)
-  [File Manager](#)

Customer Service



-  [Student FAQ](#)
-  support@livetext.com

ELE 4454 Resource File Assignment

Assignment Details | Latest Submission

Submit Assignment Cancel

Awaiting Submission

Artifact(s)  ELE 4454 Resource File C1 Assignment 


LiveText Document | URL | File Attachment

Note

ELE 4454 Resource File C1 Assignment

by Troy University College of Education

Show Properties

Table of Contents 

HOW TO SUBMIT AN ASSIGNMENT TO YOUR INSTRUCTOR FOR A GRADE

Click Submit Assignment one final time to send it to your instructor.


ELE 4454 Resource File Assignment

Assignment Details Latest Submission


Awaiting Assessment


College of Education, Troy University
2012

Submission Date

 Retract

Artifacts

 [ELE 4454 Resource File C1 Assignment](#)

 Awaiting Assessment
Your grade and/or assessment results have not been calculated.



The assignment is now safely in your instructor's account.
NOTE: If you need to make a change on what you just submitted, click the retract button and open the template you have already created by going to the Documents tab at the top of the screen.





ELE 4454 Resource File C1 Assignment

HOW TO SUBMIT AN ASSIGNMENT TO YOUR INSTRUCTOR FOR A GRADE

Section One: How to Submit your Assignment to the Instructor for a Grade



Table of Contents 

- HOW TO SUBMIT AN ASSIGNMENT TO YOUR INSTRUCTOR FOR A GRADE 
- ASSIGNMENT INSTRUCTIONS 
- ATTACH ASSIGNMENT HERE 
- COPY OF THE RUBRIC USED TO EVALUATE THIS ASSIGNMENT 

UNDERSTANDING THE DASHBOARD

LiveText™

Logged in as: Troy University College of Education (Student) Admin View Logout My Account Help

Monday, February 13, 2012

Dashboard Courses Documents Reviews Forms Community ExhibitCenter Tools Admin

Student Video Tutorials

- About
- Basic Navigations
- How-Tos
- Start an Assignment
- Submit an Assignment
- View Assignment Submission Assessments

Active Assignments | Active Documents

ELE-4454-TXPA - Section T01-ELE-4454-TXPA-12/SP

ELE 4454 Resource File Assignment ⌚ Awaiting Assessment

[View details](#) [Latest Submission](#)

ELE 4454 Student Accountability Plan Assignment ✓ Assessment Published

[View details](#) [View Assessment](#)

Final Internship Development Plan 📅 06.03.2012

[View template\(s\) and details](#)

First Internship Development Plan ✓ Assessment Published

[View details](#) [View Assessment](#)

Mid-Point Internship Development Plan 📅 06.03.2012

[View template\(s\) and details](#) [Submit Assignment](#)

[View All ELE-4454-TXPA - Section T01-ELE-4454-TXPA-12/SP Assignments](#)

ELE-4474-TZPA - Section T01-ELE-4474-TZPA-12/SP

ELE 4474 Portfolio 📅 06.03.2012

[View template\(s\) and details](#) [Submit Assignment](#)

12/SP [View Other Terms](#)

Courses

- [ELE-4454-TXPA - T01-ELE-4454-TXPA-12/SP](#)
- [ELE-4474-TZPA - T01-ELE-4474-TZPA-12/SP](#)

Quick Links

- [Groups](#)
- [Visitor Passes](#)
- [File Manager](#)

Customer Service

- [Student FAQ](#)
- support@livetext.com

When you see the **gold** Latest Submission button that means the document was sent to your instructor for grading.

When you see the **green** View Assessment button that means you can click on it and see your final grade.

A **red** Submit Assignment button means that you have not submitted this assignment and you may also have already created a template for the assignment. Be sure to check the Documents tab at the top of the account to be sure before you try to create another one.

FORMS

Monday, February 13, 2012

Dashboard Courses Documents Reviews **Forms** Community ExhibitCenter Tools Admin

Student Video Tutorials Active Assignments | Active Documents

ELE-4454-TXPA - Section T01-ELE-4454-TXPA-12/SP

ELE 4454 Resource File Assignment 06.03.2012
[View template\(s\) and details](#) [Submit Assignment](#)

ELE 4454 Student Accountability Plan Assignment Assessment Published
[View details](#) [View Assessment](#)

12/SP [View Other Terms](#)

Courses
[ELE-4454-TXPA - T01-ELE-4454-TXPA-12/SP](#)
[ELE-4474-TZPA - T01-ELE-4474-TZPA-12/SP](#)

About
[Basic Navigations](#)
How-Tos
[Start an Assignment](#)
[Submit an Assignment](#)
[View Assignment Submission Assessments](#)

Form can be accessed using the Forms tab at the top of the account.

Mid-Point Alternative A Evaluation Checklist	Troy University College of Education	~	~	Take form
Mid-Point Checklist UG	Troy University College of Education	~	~	Take form
Mid-Point Evaluation Checklist EdS Other School Personnel	Troy University College of Education	~	~	Take form
Mid-Point Evaluation Checklist EdS TEP	Troy University College of Education	~	~	Take form
Mid-Point Evaluation Checklist GTEP	Troy University College of Education	~	~	Take form
Mid-Point Evaluation Checklist MS Other School Personnel	Troy University College of Education	~	~	Take form
Mid-Point Internship UG-AITA Dispositions Self-Assessment Form	Troy University College of Education	~	~	Take form
Rehabilitation Counseling 1st Dispositions Self-Assessment Form	Troy University College of Education	~	~	Take form
Rehabilitation Counseling Final Internship Dispositions Self-Assessment	Troy University College of Education	~	~	Take form
Rehabilitation Counseling Mid-Point Student Dispositions Self-Assessment	Troy University College of Education	~	~	Take form
Report of Field Experience Form (First Forty Entries)	Troy University College of Education	~	~	Take form
Report of Field Experience Form (Second Forty Entries)	Troy University College of Education	~	~	Take form
Report of Field Experience Third (40 entries)	Troy University College of Education	~	~	Take form
School Counseling 1st Dispositions Self-Assessment Form	Troy University College of Education	~	~	Take form
School Counseling Final Internship Dispositions Self-Assessment	Troy University College of Education	~	~	Take form
School Counseling Mid-Point Student Dispositions Self-Assessment	Troy University College of Education	~	~	Take form
...

There are many forms in this section and most will not pertain to you. Be sure that you understand from your instructor or the course syllabus which form you need to complete. To complete a form click the **Take form** link beside the correct form name.